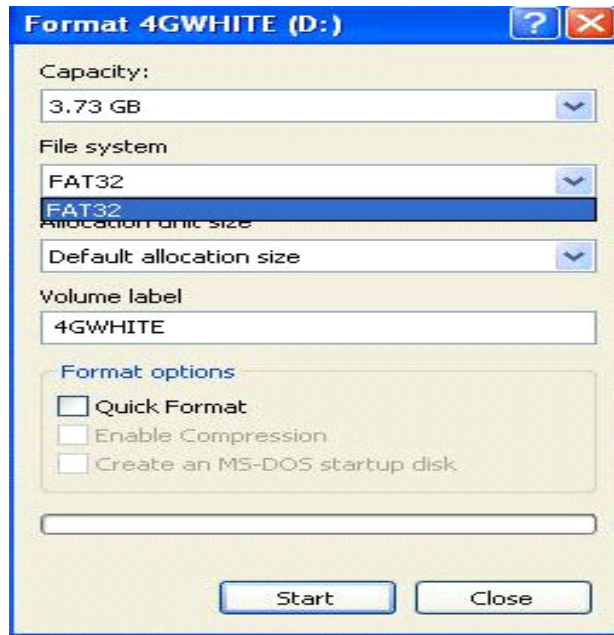


FAQ / Application Note

Subject : Make USB flash or CF card to NTFS format in Win XP.

FAQ Document No: H10015	Date: 2010/12/30
Model Name. All	Rev. A1
Category: <input type="checkbox"/> General <input checked="" type="checkbox"/> H/W <input type="checkbox"/> S/W <input type="checkbox"/> Others, <u>USB</u>	
Purpose: To easy make NTFS formation in Win XP.	

1. After into the Win XP OS, insert you USB flash or CF card in your PC.
2. There are only use FAT32 format the file system.



Avalue Technology Inc.

www.avaluetw.com
 sales@avaluetw.com
 Tel:+886-2-82262345
 Fax:+886-2-82262777

Avalue Europe
 sales.europe@avaluetw.com
 Tel: +45-7025-0310
 Fax: +45-4975-5026

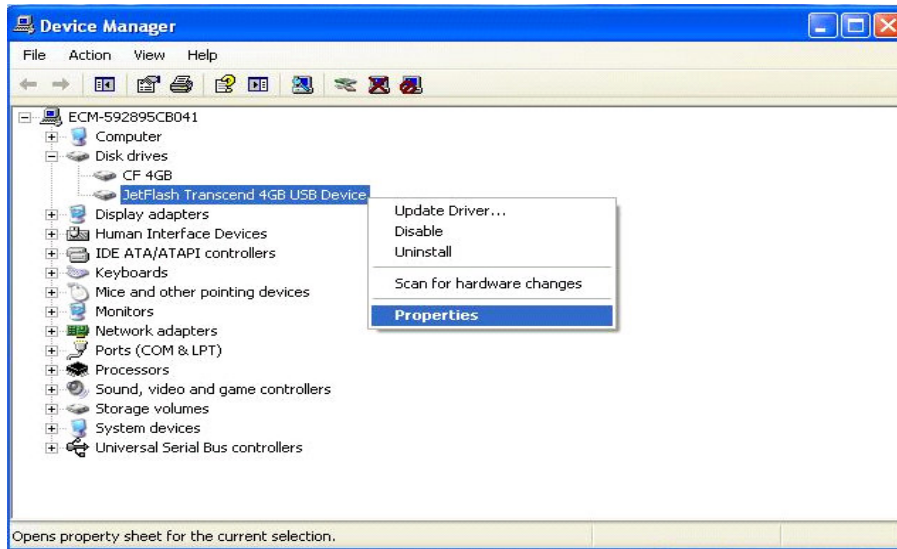
Avalue USA
 sales@avaluetw-usa.com
 Tel: +1-732-578-0200
 Fax: +1-732-578-0250

BCM Advanced Research
 BCM5Sales@bcmcom.com
 Tel: +1-949-470-1888
 Fax: +1-949-470-0971

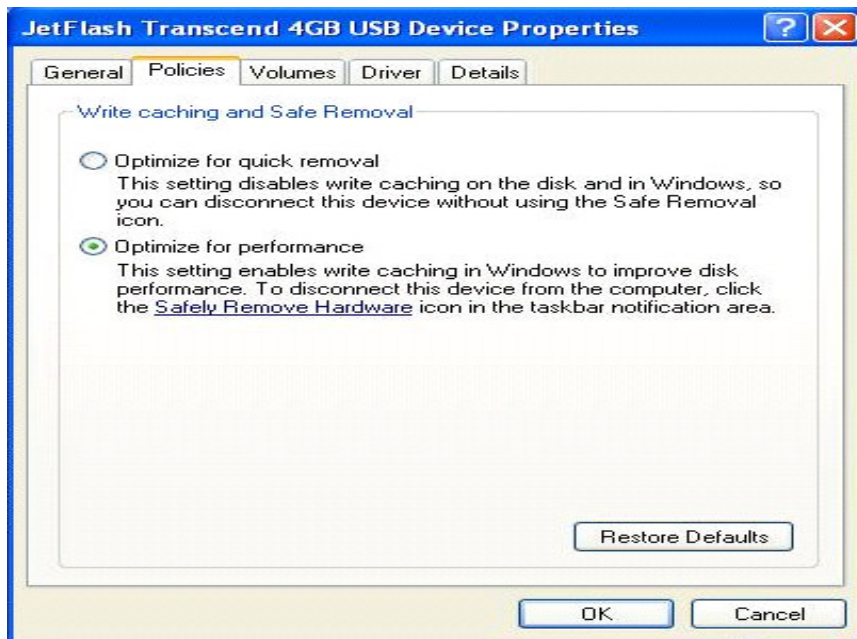
Avalue China
 sales.china@avaluetw.com.cn
 Tel: +86-21-5426-3399
 Fax: +86-21-6495-0370

7F, 228, Lian-Cheng Road, Chung Ho City, Taipei, Taiwan R.O.C.

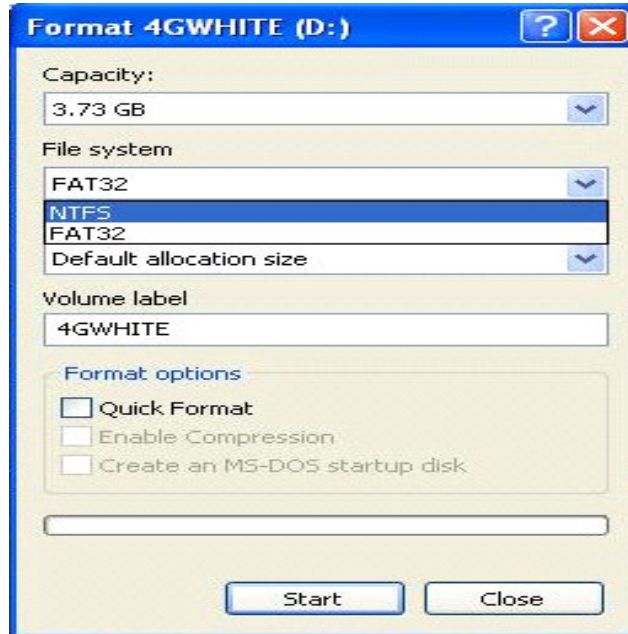
3. Open 'Device Manager', find your Disk drives. Click right of mouse select "Properties"



4. Select Policies/Optimize for performance, Click the "OK" and close Device Manager.



5. When open format windows in next time, you can select “NTFS” item.



-End